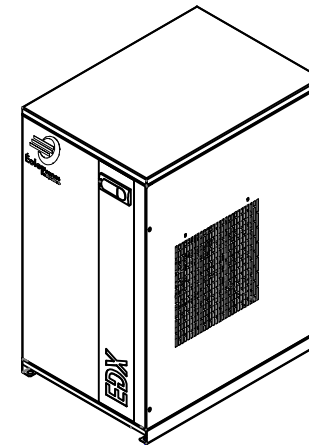


A = AIR INLET PIPE 3/4"  
 B = AIR OUTLET PIPE 3/4"  
 C = CONDENSATE DRAIN  
 D = POWER SUPPLY

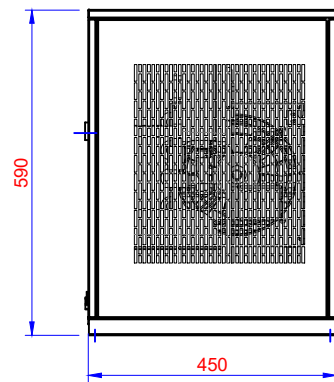


TOP VIEW

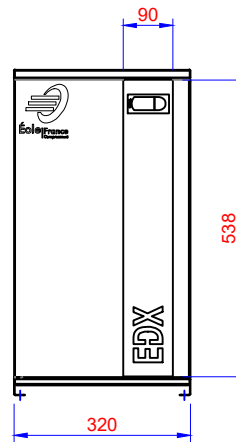


ISOMETRIC VIEW

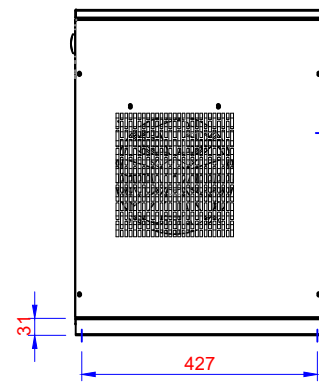
4-Ø10



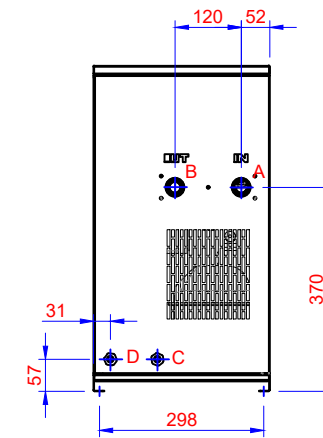
RIGHT VIEW



FRONT VIEW



LEFT VIEW



BACK VIEW

C	.	.	.	.	.
B	.	.	.	.	.
A	28/05/24	Issue for construction	CK	SC	JB
Rev.	Date	Description	Drawn	Checked	Approv.

Refrigerant : R513A

Unit: mm.

Color: -

Weight: -

Page: 1

Scale: -

Design n° : 111A-0144A-25

SUPPLY LIMITS

CUSTOMER  
 SUPPLIER

LOW PRESSURE DRYER

**EDX-SA**

Model 0030C

Dimensional Drawings - 2D