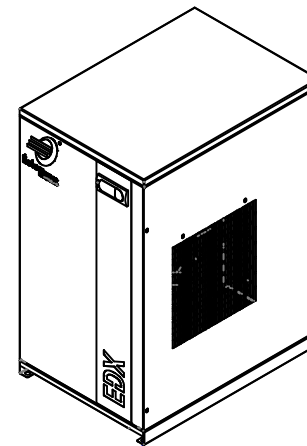


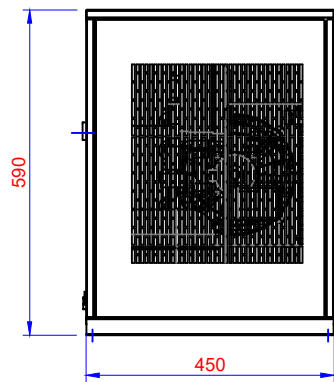
A = AIR INLET PIPE 3/4"
 B = AIR OUTLET PIPE 3/4"
 C = CONDENSATE DRAIN
 D = POWER SUPPLY



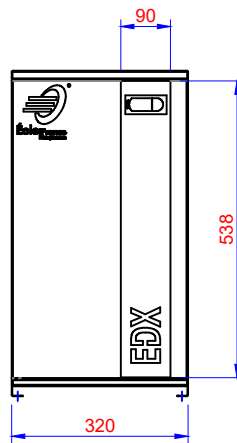
TOP VIEW



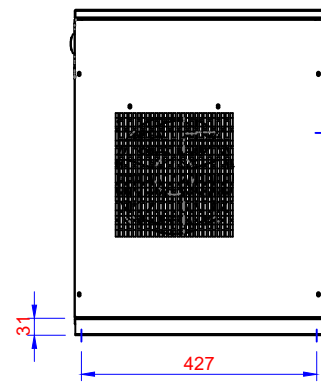
ISOMETRIC VIEW



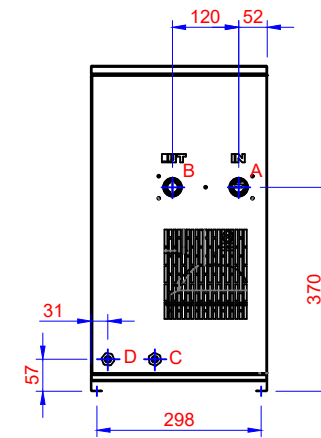
RIGHT VIEW



FRONT VIEW



LEFT VIEW



BACK VIEW

C
B
A	01/02/24	Issue for construction	CK	WN	SS
Rev.	Date	Description	Drawn	Checked	Approv.

SUPPLY LIMITS
 CUSTOMER SUPPLIER

LOW PRESSURE DRYER	Refrigerant : R134C
EDX	Unit: mm.
Model 0030C	Color: -
Dimensional Drawings - 2D	Weight: -
	Page: 1
	Scale: -
	Design n° : 111A-0144A-25